



CONTACTOR, AC-3 18,5 KW/400 V,
AC 110V 50HZ/120V 60HZ 3-POLE, SIZE S2,
SCREW CONNECTION

General technical data:

product brand name		SIRIUS
Size of the contactor		S2
Protection class IP / on the front		IP20
Degree of pollution		3
Installation altitude / at a height over sea level / maximum	m	2,000
Ambient temperature / during operating	°C	-25 ... +60
Mechanical operating cycles as operating time		
<ul style="list-style-type: none"> • of the contactor / typical 		10,000,000
<ul style="list-style-type: none"> • of the contactor with added auxiliary switch block / typical 		10,000,000
<ul style="list-style-type: none"> • of the contactor with added electronics-compatible auxiliary switch block / typical 		5,000,000

Main circuit:

Number of NC contacts / for main contacts		0
Number of NO contacts / for main contacts		3
Operating current		
<ul style="list-style-type: none"> • at AC-1 / at 400 V <ul style="list-style-type: none"> • at 40 °C ambient temperature / rated value 	A	60
<ul style="list-style-type: none"> • at 60 °C ambient temperature / rated value 	A	55
<ul style="list-style-type: none"> • at AC-3 / at 400 V / rated value 	A	40

• at AC-4 / at 400 V / rated value	A	35
• with 1 current path / at DC-1		
• at 24 V / rated value	A	55
• at 110 V / rated value	A	4.5
• with 2 current paths in series / at DC-1		
• at 24 V / rated value	A	55
• at 110 V / rated value	A	25
• with 3 current paths in series / at DC-1		
• at 24 V / rated value	A	55
• at 110 V / rated value	A	55
• with 1 current path / at DC-3 / at DC-5		
• at 24 V / rated value	A	35
• at 110 V / rated value	A	2.5
• with 2 current paths in series / at DC-3 / at DC-5		
• at 24 V / rated value	A	55
• at 110 V / rated value	A	25
• with 3 current paths in series / at DC-3 / at DC-5		
• at 24 V / rated value	A	55
• at 110 V / rated value	A	55
Service power		
• at AC-2 / at 400 V / rated value	kW	18.5
• at AC-3 / at 400 V / rated value	kW	18.5
• at AC-4 / at 400 V / rated value	W	18,500

Control circuit:		
Type of voltage / of the controlled supply voltage		AC
Operating range factor control supply voltage rated value / of the magnet coil		
• at 50 Hz		
• for AC		0.8 ... 1.1
• at 60 Hz		
• for AC		0.8 ... 1.1
Apparent pull-in power / of the solenoid / for AC	V·A	166
Apparent holding power / of the solenoid / for AC	V·A	12.6
Inductive power factor / with the pull-in power of the coil		0.71
Inductive power factor / with the pull-in power of the coil		0.37

Auxiliary circuit:		
Contact reliability / of the auxiliary contacts		1 faulty switching per 100 million (17 V, 1 mA)
Number of NC contacts / for auxiliary contacts / instantaneous switching		0

Number of NO contacts / for auxiliary contacts / instantaneous switching		0
---	--	---

Short-circuit:

Design of the fuse link		
<ul style="list-style-type: none"> • for short-circuit protection of the auxiliary switch / required 		fuse gL/gG: 10 A
<ul style="list-style-type: none"> • for short-circuit protection of the main circuit 		fuse gL/gG: 125 A
<ul style="list-style-type: none"> • with type of assignment 1 / required 		fuse gL/gG: 63 A
<ul style="list-style-type: none"> • at type of coordination 2 / required 		

Installation/mounting/dimensions:

Type of mounting		screw and snap-on mounting onto 35 mm standard mounting rail according to DIN EN 50022
series installation		Yes
Width	mm	55
Height	mm	112
Depth	mm	115
Distance, to be maintained, to earthed part / sideways	mm	6

Connection type:

Design of the electrical connection		
<ul style="list-style-type: none"> • for main current circuit 		screw-type terminals
<ul style="list-style-type: none"> • for auxiliary and control current circuit 		screw-type terminals
Type of the connectable conductor cross-section		
<ul style="list-style-type: none"> • for main contacts 		
<ul style="list-style-type: none"> • solid 		2x (0.75 ... 16 mm ²)
<ul style="list-style-type: none"> • stranded 		2x (0.75 ... 25 mm ²)
<ul style="list-style-type: none"> • finely stranded 		
<ul style="list-style-type: none"> • with conductor end processing 		2x (0.75 ... 16 mm ²)
<ul style="list-style-type: none"> • without conductor final cutting 		2x (0.75 ... 16 mm ²)
<ul style="list-style-type: none"> • for AWG conductors / for main contacts 		2x (18 ... 2)
<ul style="list-style-type: none"> • for auxiliary contacts 		
<ul style="list-style-type: none"> • solid 		2x (0.5 ... 1.5 mm ²), 2x (0.75 ... 2.5 mm ²), max. 2x (0.75 ... 4 mm ²)
<ul style="list-style-type: none"> • finely stranded 		
<ul style="list-style-type: none"> • with conductor end processing 		2x (0.5 ... 1.5 mm ²), 2x (0.75 ... 2.5 mm ²)
<ul style="list-style-type: none"> • for AWG conductors / for auxiliary contacts 		2x (20 ... 16), 2x (18 ... 14), 1x 12

Certificates/approvals:

General Product Approval

Functional Safety /
Safety of
Machinery



CSA



GOST



KETI



UL

[Type Examination](#)

Declaration of Conformity

Test Certificates



EG-Konf.

[Special Test
Certificate](#)

[Type Test
Certificates/Test
Report](#)

Shipping Approval



ABS



DNV



GL



LRS



RINA



RMRS

other

[Confirmation](#)

[other](#)

[Environmental
Confirmations](#)

Further information:

Information- and Downloadcenter (Catalogs, Brochures,...)

<http://www.siemens.com/industrial-controls/catalogs>

Industry Mall (Online ordering system)

<http://www.siemens.com/industrial-controls/mall>

Cax online generator:

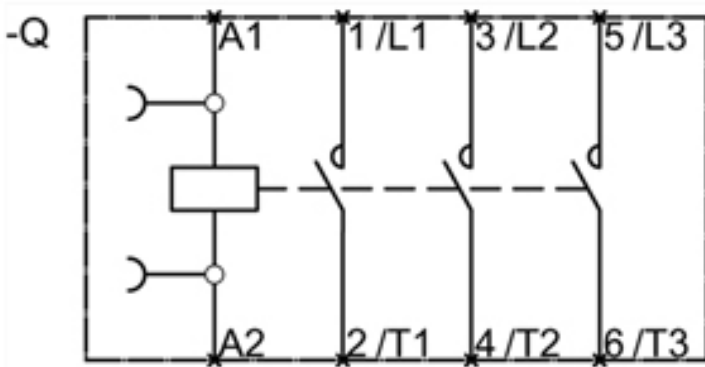
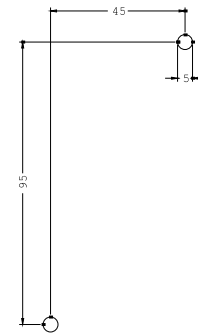
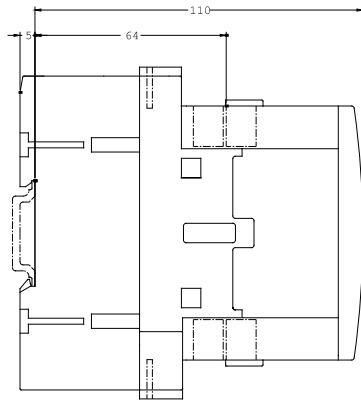
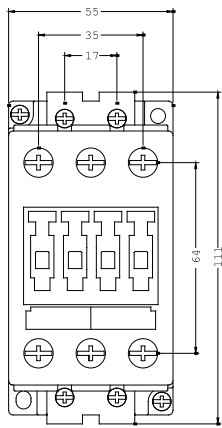
<http://www.siemens.com/cax>

Service&Support (Manuals, Certificates, Characteristics, FAQs,...)

<http://support.automation.siemens.com/WW/view/en/3RT1035-1AK60/all>

Image database (product images, 2D dimension drawings, 3D models, device circuit diagrams, ...)

http://www.automation.siemens.com/bilddb/cax_en.aspx?mlfb=3RT1035-1AK60



last change:

Aug 12, 2013