



SIRIUS SOFT STARTER, SIZE S3, 63 A,
30 KW / 400 V, AC 200...460 V,
UC 110...230 V, SCREW CONNECTION

General details:

product brand name		SIRIUS
Product equipment		
<ul style="list-style-type: none"> integrated bridging contact system 		Yes
<ul style="list-style-type: none"> thyristors 		Yes
Product function		
<ul style="list-style-type: none"> intrinsic device protection 		No
<ul style="list-style-type: none"> motor overload protection 		No
<ul style="list-style-type: none"> evaluation of thermal resistor motor protection 		No
<ul style="list-style-type: none"> reset external 		No
<ul style="list-style-type: none"> adjustable current limitation 		No
<ul style="list-style-type: none"> inside-delta circuit 		No
Product component / outlet for enine brake		No
Item designation		
<ul style="list-style-type: none"> according to DIN EN 61346-2 		Q
<ul style="list-style-type: none"> according to DIN 40719 extendable after IEC 204-2 / according to IEC 750 		G

Power Electronics:

product designation		soft starters for standard applications
Operating current		

• at 40 °C / rated value	A	63
• at 50 °C / rated value	A	54
• at 60 °C / rated value	A	46
Emitted mechanical power / for three-phase servomotors		
• at 230 V / at standard switching / at 40 °C		
• rated value	W	18,500
• at 400 V / at standard switching / at 40 °C		
• rated value	W	30,000
yielded mechanical performance (hp) / for three-phase squirrel cage motors / at 200/208 V / at standard circuit / at 50 °C / rated value	hp	15
Operating frequency		
• rated value	Hz	50 ... 60
Relative negative tolerance / of the operating frequency	%	-10
Relative positive tolerance / of the operating frequency	%	10
Operating voltage / with standard circuit / rated value	V	200 ... 460
Relative negative tolerance / of the operating voltage / with standard circuit	%	-10
Relative positive tolerance / of the operating voltage / with standard circuit	%	10
Minimum load in % of I_M	%	9
Continuous operating current in % of I_e / at 40°C	%	100

Control electronics:

Type of voltage / of the controlled supply voltage		AC/DC
Control supply voltage frequency / 1 / rated value	Hz	50
Control supply voltage frequency / 2 / rated value	Hz	60
Relative negative tolerance / of the control supply voltage frequency	%	-10
Relative positive tolerance / of the control supply voltage frequency	%	10
Control supply voltage / 1 / at 50 Hz / for AC	V	110 ... 230
Control supply voltage / 1 / at 60 Hz / for AC	V	110 ... 230
Relative negative tolerance / of the control supply voltage / at 60 Hz / for AC	%	-15
Relative positive tolerance / of the control supply voltage / at 60 Hz / for AC	%	10
Control supply voltage / 1 / for DC	V	110 ... 230
Relative negative tolerance / of the control supply voltage / for DC	%	-15
Relative positive tolerance / of the control supply voltage / for DC	%	10
Type of display / for fault signal		red

Mechanical design:		
Size of the engine control device		S3
Width	mm	70
Height	mm	170
Depth	mm	190
Type of mounting		screw and snap-on mounting
mounting position		With vertical mounting surface +/-10° rotatable, with vertical mounting surface +/- 10° tiltable to the front and back
Distance, to be maintained, to the ranks assembly		
• upwards	mm	60
• sideways	mm	30
• downwards	mm	40
Altitude of installation site / at a height over sea level	m	5,000
Cable length / maximum	m	100
Number of poles / for main current circuit		3






Electrical connections:		
Design of the electrical connection		
• for main current circuit		screw-type terminals
• for auxiliary and control current circuit		screw-type terminals
Number of NC contacts / for auxiliary contacts		0
Number of NO contacts / for auxiliary contacts		2
Number of change-over switches / for auxiliary contacts		0
Type of the connectable conductor cross-section / for main contacts / for box terminal / when using the front clamping point		
• solid		2x (2.5 ... 16 mm ²)
• finely stranded / with conductor end processing		2.5 ... 35 mm ²
• stranded		4 ... 70 mm ²
Type of the connectable conductor cross-section / for main contacts / for box terminal / when using the back clamping point		
• solid		2x (2.5 ... 16 mm ²)
• finely stranded / with conductor end processing		2.5 ... 50 mm ²
• stranded		10 ... 70 mm ²
Type of the connectable conductor cross-section / for main contacts / for box terminal / when using both clamping points		
• solid		2x (2.5 ... 16 mm ²)
• finely stranded / with conductor end processing		2x (2.5 ... 35 mm ²)
• stranded		2x (10 ... 50 mm ²)
Type of the connectable conductor cross-section / for AWG conductors / for main contacts / for box terminal		

<ul style="list-style-type: none"> • when using the back cl • when using the front c • when using both clampi 	10 ... 2/0
	10 ... 2/0
	2x (10 ... 1/0)
Type of the connectable conductor cross-section / for DIN cable lug / for main contacts <ul style="list-style-type: none"> • finely stranded • stranded 	2 x (10 ... 50 mm ²) 2x (10 ... 70 mm ²)
Type of the connectable conductor cross-section <ul style="list-style-type: none"> • for AWG conductors / for main contacts 	2x (7 ... 1/0)
Type of the connectable conductor cross-section <ul style="list-style-type: none"> • for auxiliary contacts <ul style="list-style-type: none"> • solid • finely stranded / with conductor end processing • for AWG conductors / for auxiliary contacts 	2x (0.5 ... 2.5 mm ²) 2x (0.5 ... 1.5 mm ²) 2x (20 ... 14)

Ambient conditions:

Ambient temperature <ul style="list-style-type: none"> • during operating • during storage 	°C	-25 ... +60
	°C	-40 ... +80
Derating temperature	°C	40
Protection class IP		IP20

Certificates/approvals:

General Product Approval	EMC	Test Certificates	Shipping Approval
 CSA  GOST  UL  C-TICK		Special Test Certificate	 GL

other

[Declaration of Conformity](#)
[other](#)
[Environmental Confirmations](#)

UL/CSA ratings

yielded mechanical performance (hp) / for three-phase squirrel cage motors <ul style="list-style-type: none"> • at 220/230 V / at standard circuit <ul style="list-style-type: none"> • at 50 °C / rated value • at 460/480 V / at standard circuit <ul style="list-style-type: none"> • at 50 °C / rated value 	hp	20
	hp	40

Further information:

Information- and Downloadcenter (Catalogs, Brochures,...)

<http://www.siemens.com/industrial-controls/catalogs>

Industry Mall (Online ordering system)

<http://www.siemens.com/industrial-controls/mall>

CAX-Online-Generator

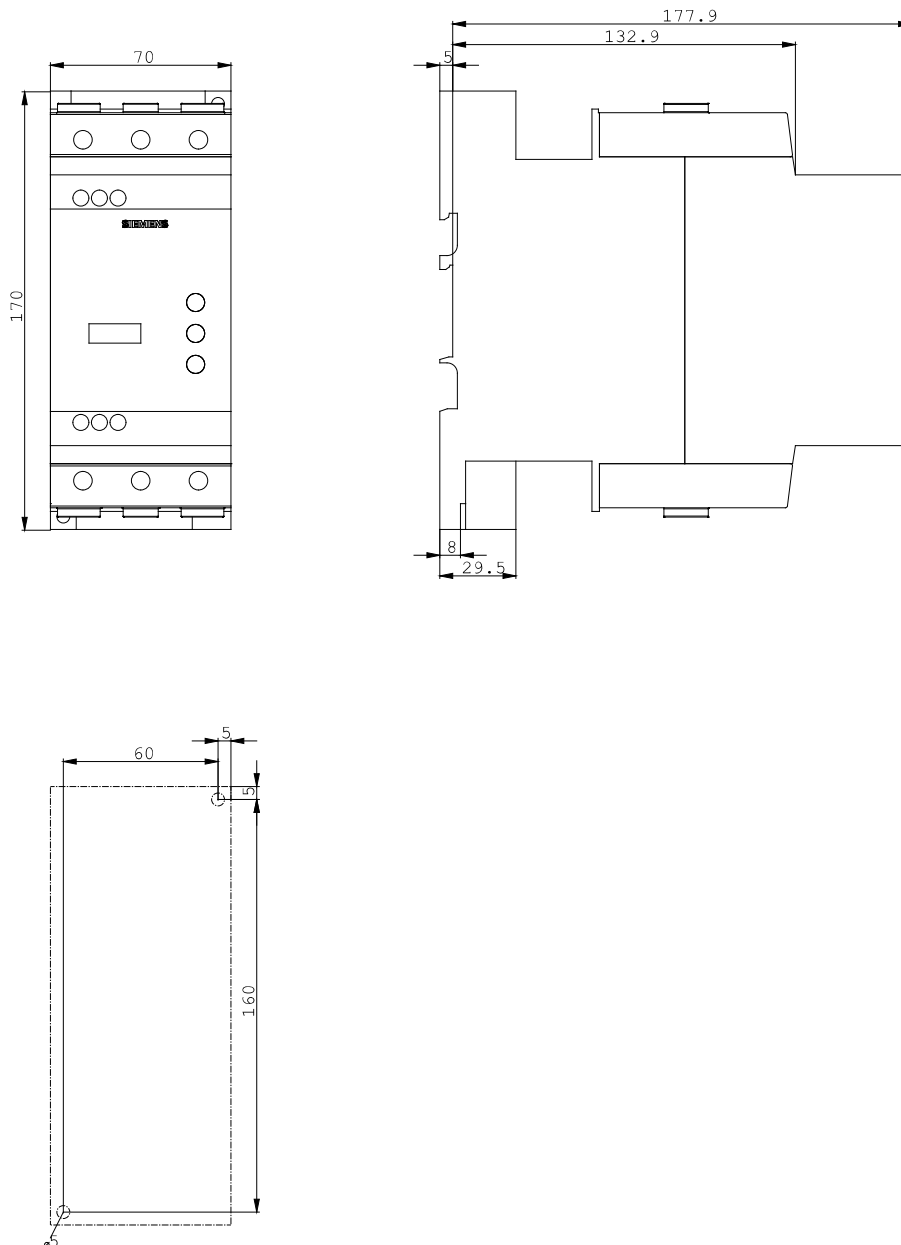
<http://www.siemens.com/cax>

Service&Support (Manuals, Certificates, Characteristics, FAQs,...)

<http://support.automation.siemens.com/WW/view/en/3RW3044-1AB14/all>

Image database (product images, 2D dimension drawings, 3D models, device circuit diagrams, ...)

http://www.automation.siemens.com/bilddb/cax_en.aspx?mlfb=3RW3044-1AB14



last change:

May 14, 2012